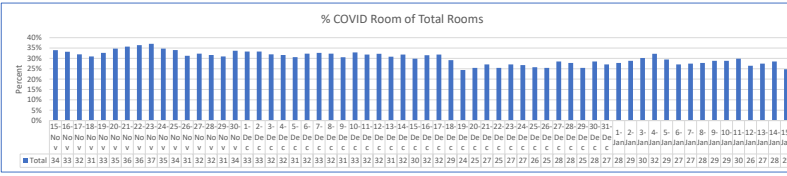


Midland Health COVID-19 Summary Statistics

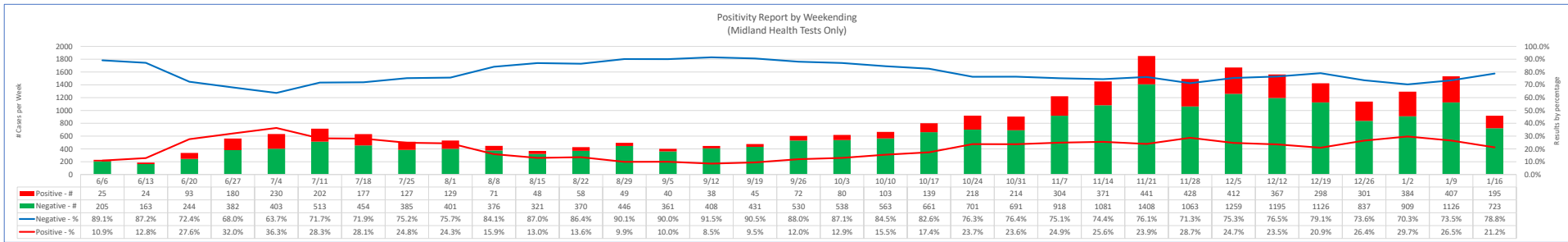
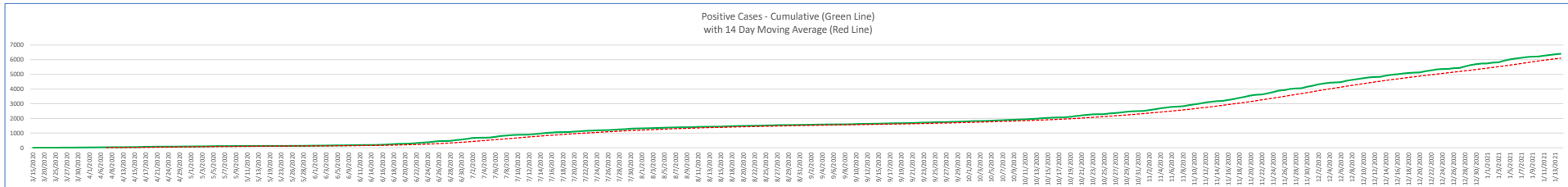
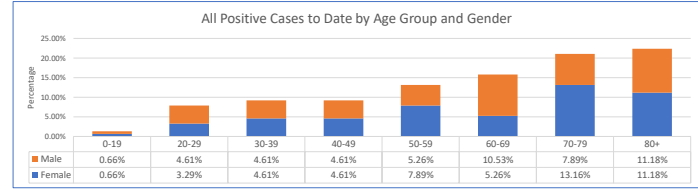
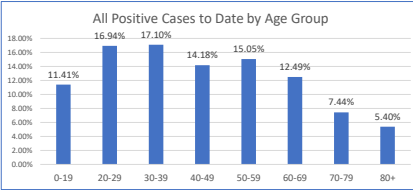
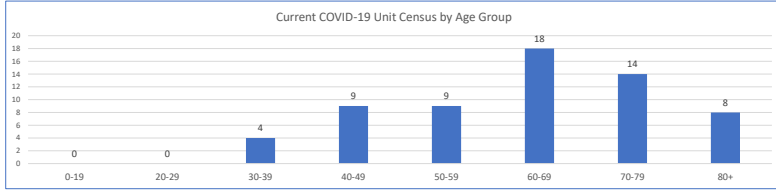
Last Update: 01/15/21 07:37 AM

Current Hospital Census (All COVID Inpatients)					
Unit	Rooms Assigned	Active COVID	Convalescing COVID	% Unit Occupied	7-Day Average
COVID-CCU	29	23	0	79%	83%
COVID-MED	67	34	16	75%	84%
COVID Total	96	57	16	76%	84%

Hospital Occupancy		% Occupied		7-Day Average	
Inpatient Rooms	295	Rooms Occupied	235	80%	82%
COVID % of Capacity				25%	28%



Current Ventilator Usage	
Unit	In-use
CCU	4
COVID-CCU	24
COVID-MED	0
Total	28



12/17/2020 - Convalescing COVID-19 Inpatients Added to Dashboard Totals
 Convalescing COVID-19 patients have tested positive over 20 days ago and no longer require isolation (per CDC guidelines), but still require hospital care to treat complications caused by the COVID-19 virus